

MORTGAGE POOL STATEMENT

MORTGAGE POOL

Global Integrity Series I LLC
321 N Central Expy Ste 360
Mckinney TX 75070

ACCOUNT NO	GIS1
STATEMENT DATE	5/10/2022

STATEMENT PERIOD

All Dates

GENERAL INFORMATION

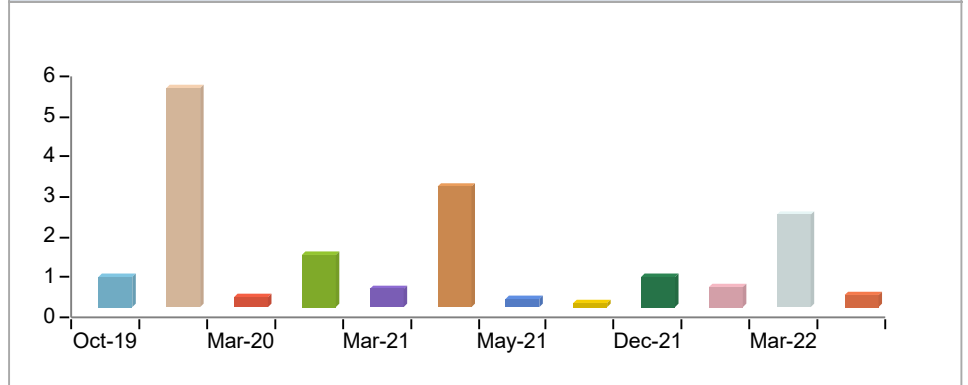
Description: Global Series I Fund
Inception Date: 1/1/2019
Term (Months): 12
Contribution Limit: \$0

Number of Partners: 18
Minimum Investment: \$0.00
ERISA Limit: 0.0%
Cash on Hand: \$3,119,992.24

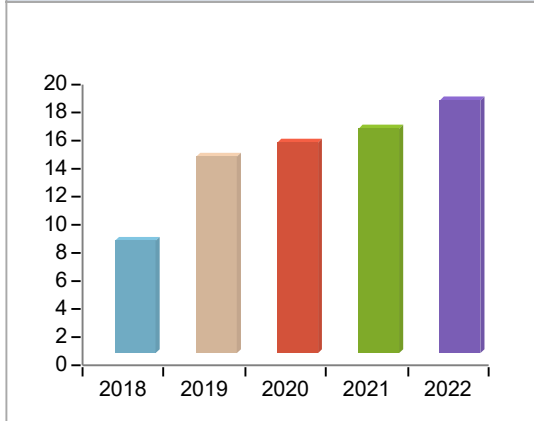
Mortgage Pool Evaluation

Loans Current Value	+	\$6,919,282.32
Servicing Trust Bal.	+	\$1,828,810.33
Outstanding Charges	+	\$0.00
Other Assets	+	\$0.00
Other Liabilities	-	\$0.00
Cash on Hand	+	\$3,119,992.24
Underlying Collateral	=	\$11,868,084.89
Partner's Capitalization	-	\$2,528,326.66
Partner's Equity	=	\$9,339,758.23
Partner's Ownership	=	21.3036%

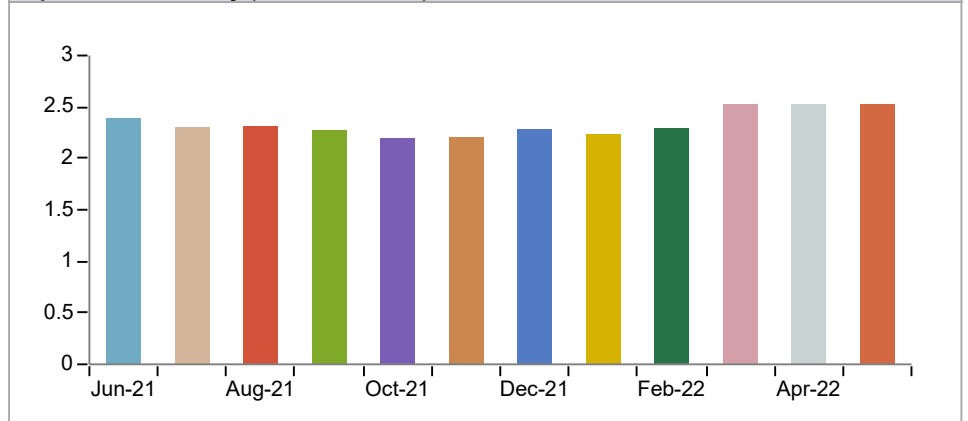
Contribution History (Last 12-Months)



Partner Base Growth by Year



Capitalization History (Last 12-Months)



PARTNERS CAPITAL ACCOUNTS

Partner Account	Partner Name	Percent Owned	Beginning Capital	Capital Contributions	Withdrawals & Distributions	Income or (Loss)	Ending Capital
		0.000%	0.00	0.00	207,434.00	37,434.00	0.00
		0.000%	0.00	200,000.00	308,115.42	11,039.81	0.00
		0.000%	0.00	40,000.00	52,013.78	12,013.78	0.00
		5.311%	0.00	100,000.00	0.00	34,261.45	134,268.58
		3.057%	0.00	75,000.00	4,835.18	7,115.77	77,280.59
		0.000%	0.00	15,000.00	36,997.25	1,997.25	0.00
		11.866%	0.00	25,000.00	85,349.35	85,349.35	300,000.00
		0.000%	0.00	260,000.00	709,723.30	49,723.30	0.00
		38.959%	0.00	895,000.00	295,677.61	238,402.61	985,000.00
		4.185%	0.00	105,378.94	1,322.23	1,762.97	105,819.68
		0.000%	0.00	0.00	95,352.67	6,308.75	0.00
		6.664%	0.00	168,900.00	49,918.57	49,918.57	168,495.00
		10.898%	0.00	375,000.00	127,059.11	27,607.25	275,548.14
		7.595%	0.00	196,106.00	52,000.00	47,919.28	192,034.54
		3.955%	0.00	0.00	30,027.52	30,027.52	100,000.00
		0.000%	0.00	150,000.00	150,616.44	616.44	0.00
		4.548%	0.00	65,000.00	31,931.53	31,931.53	115,000.00
		2.962%	0.00	74,568.25	935.63	1,247.51	74,880.13
		100.000%	0.00	2,744,953.19	2,239,309.59	674,677.14	2,528,326.66

LOAN PORTFOLIO

Loan Account	Borrower Name	Current Value	Principal Balance	Interest	Late Charges	Next Payment
AF-11498	Aleph Properties LLC	226,412.23	224,708.19	1,704.04	0.00	5/1/2022
AF-12049	CAB Properties LLC	408,739.06	405,553.78	3,185.28	0.00	5/1/2022
AF-12720	RJCFlores Capital Group, LLC	80.12	0.00	80.12	0.00	5/1/2022
AF-12728	Sherpas Investment LLC	89,207.60	88,560.00	647.60	0.00	5/1/2022
AF-12818	The Premier Group LLC	2,779.70	0.00	2,779.70	0.00	5/1/2022
AF-12828	TMC Pro Home Buyers	131.26	0.00	131.26	0.00	6/1/2022
AF-12861	Holly Tree Properties LLC	195.94	0.00	195.94	0.00	5/1/2022
AF-12946	Double D Enterprises LLC	131.76	0.00	131.76	0.00	5/1/2022
AF-12956	FMC Concrete LLC	95.42	0.00	95.42	0.00	5/1/2022
BAY-12450	Sanctuary Capital LLC	250.84	0.00	250.84	0.00	6/1/2022
BAY-12704	Wanda's Candyhouse Property Management LLC	681.42	0.00	681.42	0.00	5/1/2022
BAY-12865	CJAN Real Estate LLC	110.69	0.00	110.69	0.00	6/1/2022
BAY-12868	Two Tiny Wings LLC	930.00	0.00	930.00	0.00	5/1/2022
BAY-13156	Holly Tree Properties LLC	18.79	0.00	18.79	0.00	6/1/2022
GIF-11744	DBE Properties LLC	25,976.91	25,628.08	348.83	0.00	4/1/2022
GIF-12015	Kingdom Real Estate Investing LLC	12.71	0.00	12.71	0.00	5/1/2022
GIF-12351	Sloan Home of Central Florida Inc	79.09	0.00	79.09	0.00	5/1/2022
GIF-12437	West Horizon Construction LLC	25.88	0.00	25.88	0.00	4/1/2022
GIF-12558	Forever Spring Realty LLC	16,250.00	16,250.00	0.00	0.00	5/1/2022
GIF-13147	Sandpiper Ventures LLC	-359.09	0.00	-359.09	0.00	7/1/2022
GIF-13216	Divine Homes LLC	140.00	0.00	140.00	0.00	6/1/2022
GIF-BUTT	RM Real Estate	374.95	0.00	374.95	0.00	5/1/2020
GIF-DELA	MJR Properties LLC	5,639.02	5,350.00	289.02	0.00	11/1/2021
GIF-THRO	MMVG Properties LP	9,084.81	8,750.00	334.81	0.00	12/1/2021
GIS1-10663	Nickerson Holdings LLC	299,178.72	299,178.72	0.00	0.00	5/1/2022
GIS1-11090	Lindsey Moreland	320,403.08	320,403.08	0.00	0.00	5/1/2022
PAL-12402	WRENG-Bremerton Property One, LLC	140.63	0.00	140.63	0.00	6/1/2022
PAL-12776	140 Proctor Blvd LLC	218.78	0.00	218.78	0.00	6/1/2022
PAL-12937	Property Research Group LLC	284.38	0.00	284.38	0.00	6/1/2022
PAL-12938	Property Research Group LLC	365.62	0.00	365.62	0.00	6/1/2022
RAI-11843	1603 Arlington LLC	437,500.00	437,500.00	0.00	0.00	3/1/2022
RAI-12441	GoFam Realty Investments LLC	60,049.00	60,049.00	0.00	0.00	7/1/2022
RAI-12448	Investors 180 LLC	596,750.00	596,750.00	0.00	0.00	7/1/2022

LOAN PORTFOLIO

Loan Account	Borrower Name	Current Value	Principal Balance	Interest	Late Charges	Next Payment
RAI-12514	245 SE Pelican Dr LLC	237,800.00	237,800.00	0.00	0.00	6/1/2022
RAI-12645	Yarnovich Capital LLC	351,750.00	351,750.00	0.00	0.00	6/1/2022
RAI-12715	RJCFlores Capital Group, LLC,	129,000.00	129,000.00	0.00	0.00	6/1/2022
RAI-12809	Saltboxx LLC	156,750.00	156,750.00	0.00	0.00	6/1/2022
RAI-12857	214 S Lyle St. LLC	685,300.00	685,300.00	0.00	0.00	6/1/2022
RAI-12863	Holly Tree Properties LLC	138,750.00	138,750.00	0.00	0.00	7/1/2022
RAI-12882	1537 Oak Hill Trail LLC	288,400.00	288,400.00	0.00	0.00	6/1/2022
RAI-12962	GoFam Realty Investments LLC	153,750.00	153,750.00	0.00	0.00	7/1/2022
RAI-13085	Sandpiper Ventures LLC	908,000.00	908,000.00	0.00	0.00	6/1/2022
RAI-13128	Belle Spark LLC	115,500.00	115,500.00	0.00	0.00	6/1/2022
RAI-13166	GoFam Realty Investments LLC	105,000.00	105,000.00	0.00	0.00	6/1/2022
RAI-13188	Paradyce Services LLC	240,000.00	240,000.00	0.00	0.00	6/1/2022
RAI-13211	Maple and Oak LLC	228,000.00	228,000.00	0.00	0.00	6/1/2022
RAI-13228	Byrd Homes LLC	211,703.00	211,703.00	0.00	0.00	7/1/2022
RAI-13235	5822 Lambert LLC	92,700.00	92,700.00	0.00	0.00	6/1/2022
RAI-13367	Banveria Management LLC	258,750.00	258,750.00	0.00	0.00	7/1/2022
RAI-13394	Transformation Realty Group LLC	116,250.00	116,250.00	0.00	0.00	6/1/2022
		6,919,282.32	6,906,083.85	13,198.47	0.00	

OTHER ASSETS

Description of Asset	Current Value	Asset Value	Appreciation Rate	Last Evaluation
	0.00	0.00		

MORTGAGE POOL STATEMENT

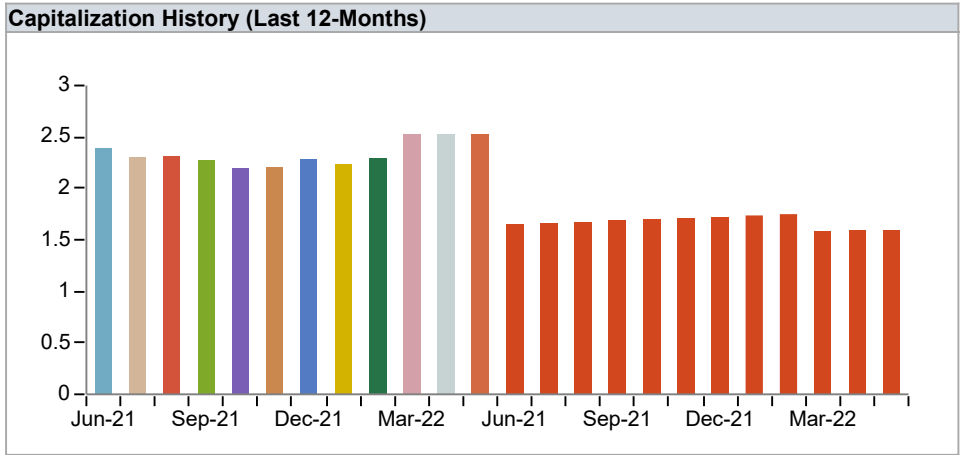
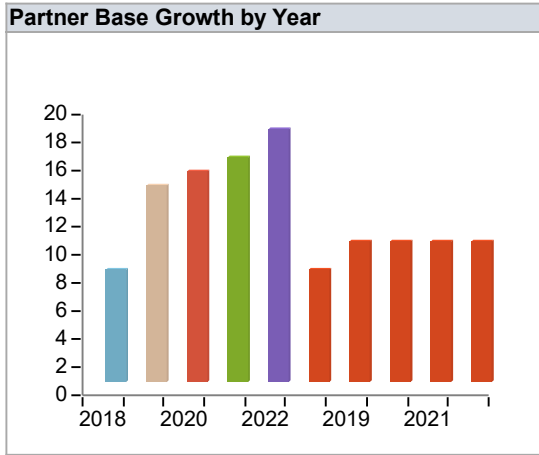
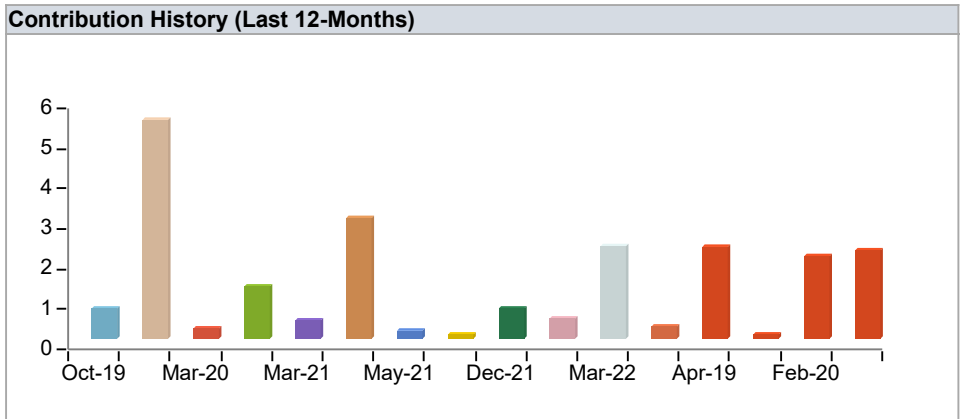
MORTGAGE POOL
Global Integrity Series I LLC
TX

ACCOUNT NO	GISII
STATEMENT DATE	5/10/2022

STATEMENT PERIOD
All Dates

GENERAL INFORMATION			
Description:	Global Series II fund	Number of Partners:	10
Inception Date:	4/16/2019	Minimum Investment:	\$0.00
Term (Months):	0	ERISA Limit:	0.0%
Contribution Limit:	\$0	Cash on Hand:	\$540,331.19

Mortgage Pool Evaluation		
Loans Current Value	+	\$0.00
Servicing Trust Bal.	+	\$0.00
Outstanding Charges	+	\$0.00
Other Assets	+	\$0.00
Other Liabilities	-	\$0.00
Cash on Hand	+	\$540,331.19
Underlying Collateral	=	\$540,331.19
Partner's Capitalization	-	\$1,595,514.71
Partner's Equity	=	(\$1,055,183.52)
Partner's Ownership	=	295.2846%



PARTNERS CAPITAL ACCOUNTS

Partner Account	Partner Name	Percent Owned	Beginning Capital	Capital Contributions	Withdrawals & Distributions	Income or (Loss)	Ending Capital
		18.912%	0.00	0.00	121,427.46	121,427.46	301,750.00
		66.443%	0.00	310,000.00	0.00	290,857.39	1,060,103.86
		0.000%	0.00	75,000.00	8,449.32	0.00	0.00
		0.000%	0.00	0.00	104,208.22	4,208.22	0.00
		0.000%	0.00	89,825.00	123,767.08	33,932.77	0.00
		0.000%	0.00	0.00	92,641.12	3,741.12	0.00
		0.000%	0.00	0.00	104,208.22	4,208.22	0.00
		0.000%	0.00	0.00	156,312.34	6,312.34	0.00
		14.645%	0.00	125,000.00	0.00	59,436.45	233,660.85
		0.000%	0.00	63,562.00	87,580.09	24,011.51	0.00
		100.000%	0.00	663,387.00	798,593.85	548,135.48	1,595,514.71

LOAN PORTFOLIO

Loan Account	Borrower Name	Current Value	Principal Balance	Interest	Late Charges	Next Payment
		0.00	0.00	0.00	0.00	

OTHER ASSETS

Description of Asset	Current Value	Asset Value	Appreciation Rate	Last Evaluation
	0.00	0.00		

MORTGAGE POOL STATEMENT

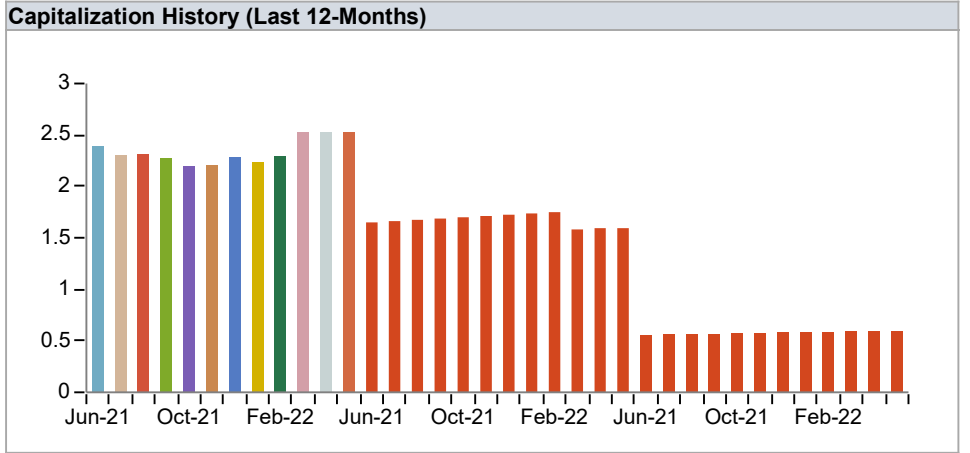
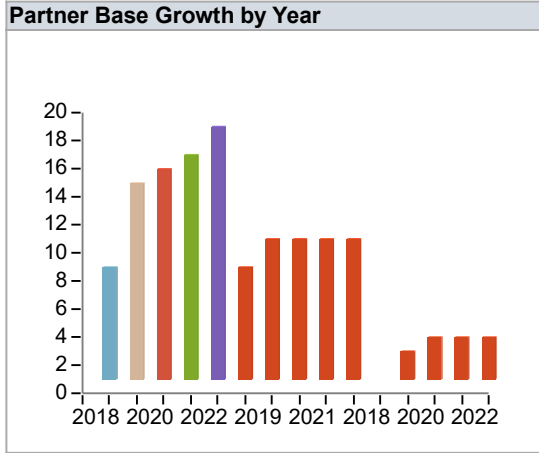
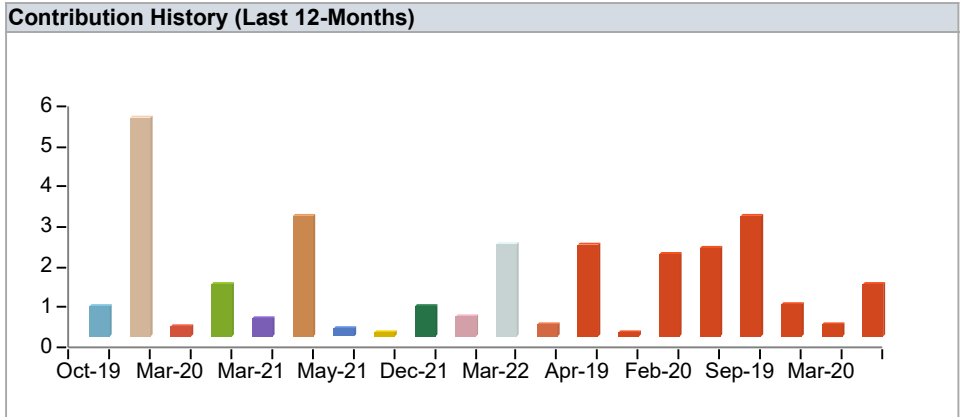
MORTGAGE POOL
Global Integrity Series I LLC
TX

ACCOUNT NO	GISIII
STATEMENT DATE	5/10/2022

STATEMENT PERIOD
All Dates

GENERAL INFORMATION			
Description:	Global Series III Fund	Number of Partners:	3
Inception Date:	9/10/2019	Minimum Investment:	\$0.00
Term (Months):	0	ERISA Limit:	0.0%
Contribution Limit:	\$0	Cash on Hand:	\$487,963.94

Mortgage Pool Evaluation		
Loans Current Value	+	\$0.00
Servicing Trust Bal.	+	\$0.00
Outstanding Charges	+	\$0.00
Other Assets	+	\$0.00
Other Liabilities	-	\$0.00
Cash on Hand	+	\$487,963.94
Underlying Collateral	=	\$487,963.94
Partner's Capitalization	-	\$594,901.26
Partner's Equity	=	(\$106,937.32)
Partner's Ownership	=	121.915%



PARTNERS CAPITAL ACCOUNTS

Partner Account	Partner Name	Percent Owned	Beginning Capital	Capital Contributions	Withdrawals & Distributions	Income or (Loss)	Ending Capital
		75.885%	0.00	409,419.42	37,990.50	78,165.19	451,440.23
I		24.115%	0.00	130,889.21	14,354.19	26,116.17	143,461.03
		100.000%	0.00	540,308.63	52,344.69	104,281.36	594,901.26

LOAN PORTFOLIO

Loan Account	Borrower Name	Current Value	Principal Balance	Interest	Late Charges	Next Payment
		0.00	0.00	0.00	0.00	

OTHER ASSETS

Description of Asset	Current Value	Asset Value	Appreciation Rate	Last Evaluation
	0.00	0.00		